

INMATEH -

**AGRICULTURAL
ENGINEERING**

JANUARY - APRIL

Managing Editorial Board - INMA Bucharest**Editor in Chief****VLADUȚ Nicolae-Valentin**

General Manager, Ph.D.Eng, SR I

E-mail: inmatehjournal@gmail.com**Executive Editor****POPA Lucreția**

Ph.D.Eng, SR I

Assistant Editor**MATACHE Mihai-Gabriel**

Ph.D.Eng, SR I

Logistic support, database**MURARU Virgil, Ph.D.Eng, SR I****ȚICU Tania, techn.****Scientific Secretary****Cârdei Petre, math.****Official translators****RADU Daniela-Cristina, Prof.English, French****Editorial Board**

- Acad. Prof. Ph.D. TABĂRA Valeriu - Romania, President of ASAS - Academy of Agricultural and Forestry Sciences "Gheorghe Ionescu Șişești";
- Ph.D. BOGOESCU Marian - Romania, Vicepresident of ASAS - Academy of Agricultural and Forestry Sciences "Gheorghe Ionescu Șişești";
- Hon.Prof.Ph.D.Eng. PIRNA Ion - Romania, President of the Department of Agricultural Mechanization of ASAS - Academy of Agricultural and Forestry Sciences "Gheorghe Ionescu Șişești";
- Ph.D. Eng. NICOLESCU C. Mihai - Romania, Scientific General Secretary of the ASAS-Academy of Agricultural and Forestry Sciences "Gheorghe Ionescu Șişești";
- Assoc.Prof. Ph.D. Eng. BELC Nastasia - Romania, IBA Bucharest;
- Ph.D. Eng. BUȚU Alina - Romania, INSB Bucharest;
- Prof. Ph.D. Eng. PARASCHIV Gigel - Romania, P.U. Bucharest;
- Prof. Ph.D.Eng. BIRIȘ Sorin - Romania, P.U. Bucharest;
- Prof. Ph.D. Eng. VLASE Sorin - Romania, "Transilvania" University Brașov;
- Prof. Ph.D.Eng. BURNETE Nicolae - Romania, Technical University Cluj Napoca;
- Prof. Ph.D. Eng. FILIP Nicolae - Romania, Technical University Cluj Napoca;
- Prof. Ph.D. Eng. VOICU Gheorghe - Romania, P.U. Bucharest;
- Prof. Ph.D. Eng. GERGEN Iosif - Romania, USAMVB Timișoara;
- Prof. Ph.D. Eng. ȚENU Ioan - Romania, USAMV Iași;
- Assoc.Prof.Ph.D.Eng. BUNGESCU Sorin - Romania, USAMVB Timișoara;
- Prof. Ph.D.Eng. FENYVESI László - Hungary, Hungarian Institute of Agricultural Engineering Godolo;
- Assist.Prof.Ph.D.Eng. BILANDZIJIA Nikola - Croatia, University of Zagreb;
- Ph.D. BIOCCA Marcello - Italy Agricultural Research Council, Agricultural Engineering Research Unit;
- Prof.Ph.D.Eng. MIHAILOV Nikolay - Bulgaria, University of Rousse;
- Assoc.Prof.Ph.D.Eng. ATANASOV At. - Bulgaria, University of Rousse;
- Assoc.Prof. Ph.D. ERTEKINCAN - Turkey, Akdeniz University Antalya;
- Prof. Ph.D.Sc. Eng. VARTUKAPTEINIS Kaspars - Latvia, Latvia University of Agriculture, Institute of Agricultural Machinery;
- ir. HUYGHEBAERT Bruno - Belgium, Walloon Agricultural Research Center CRA-W;
- Prof.Ph.D. Eng. FABBRO Dal Inacio Maria - Brazil, Campinas State University;
- Prof. Ph.D. Eng. DE WRACHIEN Daniele - Italy, State University of Milan;
- Prof. Ph.D.Guanxin YAO - P.R.China, Along Agriculture R&D Technology and Management Consulting Co., Ltd;
- Prof. Ph.D. Eng. GONZÁLEZ Omar - Republic of Cuba, Central University "Marta Abreu" de las Villas;
- Assist. Prof.Dr. KABAŞ Önder –Turkey, Akdeniz University.
- Asist.Prof.Dr. SELVİ Kemal Çağatay - Turkey, Ondokuz Mayıs University.

In the present, *INMATEH - Agricultural Engineering* journal is indexed in the next international databases:
 ELSEVIER /SciVerse SCOPUS, CLARIVATE ANALYTICS' WEB OF SCIENCE- Emerging Sources Citation Index (ESCI),
 ULRICHS Web: Global Serials Directory, CABI, SCPIO, Index COPERNICUS International,
 EBSCO Publishing, Elektronische Zeitschriftenbibliothek

INMATEH - Agricultural Engineering**vol. 54, no.1 / 2018**

NATIONAL INSTITUTE OF RESEARCH-DEVELOPMENT FOR MACHINES AND
 INSTALLATIONS DESIGNED TO AGRICULTURE AND FOOD INDUSTRY -
 INMA Bucharest

6 Ion Ionescu de la Brad Blvd., sector 1, Bucharest

Three issues per year,
 e-ISSN: 2068 – 2239
 p-ISSN: 2068 – 4215

Edited by: INMA Bucharest

Copyright: INMA Bucharest / Romania

CONTENT

		Pag.
1.	<p>ASPECTS REGARDING THE COMPRESSION RESISTANCE OF GEOSYNTHETICS USED IN BUILDING MUNICIPAL SOLID WASTE LANDFILLS / ASPECTE PRIVIND REZISTENȚA LA COMPRESIUNE A GEOSINTETICELOR UTILIZATE ÎN CONSTRUCȚIA DEPOZITELOR DE DEȘEURİ MUNICIPALE</p> <p>Prof. Ph.D. Eng. Voicu Gh.^{*1)}, As. Ph.D. Eng. Toma M.L.¹⁾, Lect. Ph.D. Eng. Tudor P.¹⁾, Lect. Ph.D. Eng. Ipate G.¹⁾, Ph.D.Stud. Ștefan V.²⁾</p> <p>¹⁾University "Politehnica" of Bucharest, Faculty of Biotechnical Systems Engineering/Romania; ²⁾ National Institute of Research - Development for Machines and Installations Designed to Agriculture and Food Industry - INMA Bucharest</p>	7
2.	<p>JUSTIFICATION OF RATIONAL PARAMETERS OF A PNEUMOCONVEYOR SCREW FEEDER / ОБГРУНТУВАННЯ РАЦІОНАЛЬНИХ ПАРАМЕТРІВ ЖИВИЛЬНИКА ПНЕВМО-ШНЕКОВОГО ТРАНСПОРТЕРА</p> <p>Prof. Ph.D. Eng. Baranovsky V.M.¹⁾, Prof. Ph.D. Eng. Hevko R.B.²⁾, Assoc. Prof. Ph.D. Eng. Dzyura V.O.¹⁾, Ph.D. Eng. Klendii O.M.³⁾, Assoc. Prof. Ph.D. Eng. Klendii M.B.³⁾, Eng. Romanovsky R.M.¹⁾</p> <p>¹⁾Ternopil Ivan Pul'uj National Technical University; ²⁾Ternopil National Economical University / Ukraine; ³⁾Separated Subdivision of National University of Life and Environmental Sciences of Ukraine Berezhany Agrotechnical Institute / Ukraine</p>	15
3.	<p>ENGINEERING MANAGEMENT OF VIBRATING MACHINES FOR TARGETED MECHANICAL ACTIVATION OF PREMIX COMPONENTS / ІНЖЕНЕРНИЙ МЕНЕДЖМЕНТ ВІБРАЦІЙНИХ МАШИН ДЛЯ ЦІЛЬОВОЇ МЕХАНОАКТИВАЦІЇ КОМПОНЕНТІВ ПРЕМІКСУ</p> <p>Assoc. Prof. Ph. D. Eng. Yanovych V., Assoc. Prof. Ph. D. Econ. Honcharuk T., Assoc. Prof. Ph. D. Econ. Honcharuk I., Assoc. Prof. Ph.D. Ped. Kovalova K.</p> <p>Vinnitsia National Agrarian University, Vinnitsia / Ukrainian</p>	25
4.	<p>EFFECTS OF MATURITY TIME ON SOME MECHANICAL PROPERTIES OF BEEF TYPE TOMATO FOR TRANSPORTATION / TAŞIMA İÇİN OLGUNLAŞMA ZAMANIN BEEF TİPİ DOMATESİN BAZI MEKANİK ÖZELLİKLERİ ÜZERİNE ETKİSİ</p> <p>Ph.D. Kabaş O.^{*1)}, Ph. D. Eng. Kabaş A.²⁾, Ph.D. Ünal İ.¹⁾</p> <p>¹⁾Akdeniz University, Vocational School of Technical Science, Machinery Department / Turkey ²⁾Akdeniz University, Vocational School of Technical Science, Department of Organic Farming / Turkey</p>	33
5.	<p>VERIFICATION OF STRESS BY FEM ANALYSIS / MECHANICAL TESTING OF AGRICULTURAL MOBILE AGGREGATES COUPLING DEVICES / VERIFICAREA SOLICITĂRILOR PRIN ANALIZA MEF / TESTAREA MECANICĂ A DISPOZITIVELOR DE CUPLARE ALE AGREGATELOR AGRICOLE MOBILE</p> <p>Phd. Eng. Vlăduț V.¹⁾, Prof.PhD.Eng. Maican E.²⁾, PhD.Eng. Apostol L.³⁾, Lect. PhD. Eng.Ungureanu N.²⁾, Eng. Dumitru I.¹⁾, Eng. Oprescu R.¹⁾</p> <p>¹⁾INMA Bucharest / Romania; ²⁾University "POLITEHNICA" Bucharest / Romania; ³⁾IBA Bucharest / Romania</p>	39
6.	<p>WIRELESS MEASUREMENT AND CONTROL SYSTEM OF CARBON DIOXIDE USING INFRARED SENSOR IN GREENHOUSE ENVIRONMENT / 基于红外传感器的温室二氧化碳无线监测和控制系统的研制</p> <p>Ph.D. Bin Li¹⁾, Stud. Jitong Wang¹⁾, Prof. Yao-Dan Chi¹⁾, Prof. Xiaotian Yang^{*1)}, Prof. Yiding Wang²⁾</p> <p>¹⁾ Institute of Electrical & Computer, Jilin Jianzhu University, Changchun 130012 / China ²⁾ State Key Laboratory on Integrated Optoelectronics, College of Electronic Science and Engineering, Jilin University / China</p>	47
7.	<p>SOLAR THERMAL SYSTEM SIMULATION OF PEANUT DRYING DEVICE BASED ON TRNSYS / 基于 TRNSYS 的花生干燥装置太阳能集热系统研究</p> <p>As. M.S.Stud. Eng. Chao Wang^{1,2)}, M.S.Stud. Eng. GuoLiang Zhang^{1,2)}, M.S.Stud. Eng. Liu Yang^{1,2)}, A/Prof. M.S. Eng. ChuanYang Zhang^{*1,2)}</p> <p>¹⁾ Mechanical & Electronic Engineering, Shandong Agricultural University, Taian / China; ²⁾ Shandong Provincial Key Laboratory of Horticultural Machinery and Equipment, Shandong Agricultural University, Taian / China</p>	55

		Pag.
8.	<p>ANALYTICAL RESEARCH RESULTS OF THE COMBINED ROOT DIGGER / РЕЗУЛЬТАТИ АНАЛІТИЧНИХ ДОСЛІДЖЕНЬ КОМБІНОВАНОГО КОПАЧА КОРЕНЕПЛОДІВ</p> <p>As. Prof. Ph.D. Eng. Herasymchuk H. A.¹⁾, Prof. Ph.D. Eng. Baranovsky V. M.²⁾, As. Prof. Ph.D. Eng. Herasymchuk O. O.¹⁾, Ph.D. Eng. Pastushenko A.S.³⁾</p> <p>¹⁾ Lutsk National Technical University, Lvivska str., 75, Lutsk / Ukraine ²⁾ Ternopil Ivan Puluj National Technical University, Ruska str., 56, Ternopil / Ukraine ³⁾ Mykolayiv National Agrarian University, Georgiy Gongadze str., 9, Mykolaiv / Ukraine</p>	63
9.	<p>DESIGN AND TEST OF AN ALL FEED AXIAL FLOW SAME DIAMETER DIFFERENTIAL SPEED THRESHER / 全喂入纵轴流同径不同速脱粒分离装置设计与试验</p> <p>Prof. M.S. Wang Jinshuang¹⁾, Prof. Ph.D. Li Hua²⁾, P.G. Yuan Jianbo³⁾, Prof. M.S. Ma Guang^{1*)}, Prof. M.S. Xiong Yongsen¹⁾</p> <p>¹⁾ Jinhua Polytechnic, Jinhua / China; ²⁾ College of Engineering, Nanjing Agricultural University, Nanjing / China; ³⁾ Nanjing Tech University, Nanjing / China</p>	73
10.	<p>INFLUENCE OF TECHNOLOGICAL PARAMETERS OF PSEUDOFLUIDIZED LAYER GRAIN DRYER ON THE GRAIN DRYING QUALITY / ВЛИЯНИЕ ТЕХНОЛОГИЧЕСКИХ ПАРАМЕТРОВ ЗЕРНОСУШИЛКИ ПСЕВДООЖИЖЕННОГО СЛОЯ НА КАЧЕСТВО СУШКИ ЗЕРНА</p> <p>Prof. Ph.D. Eng.Sc. Kuznetsov Y.A.¹⁾, Assoc. Prof. D.Eng.Sc. Volzhentsev A.V.¹⁾, Prof. Ph.D. Eng.Sc. Kolomeichenko A.V.¹⁾, Prof. Ph.D. Phil.Sc. Kalashnikova L.V.²⁾</p> <p>¹⁾ Orel State Agrarian University "N.V. Parakhin" / Russia ²⁾ Orel State University "I.S. Turgenev" / Russia</p>	81
11.	<p>THEORETICAL RESEARCHES OF COOLING PROCESS REGULARITY OF THE GRAIN MATERIAL IN THE LAYER / ТЕОРЕТИЧНІ ДОСЛІДЖЕННЯ ЗАКОНОМІРНОСТЕЙ ПРОЦЕСУ ОХОЛОДЖЕННЯ ЗЕРНОВОГО МАТЕРІАЛУ В ШАРІ</p> <p>Prof. Ph.D. Kotov B.I.¹⁾, Ph.D. Spirin A.B.¹⁾, Ph.D. Tverdokhlib I.V.¹⁾, Ph.D. Polyevoda Y.A.¹⁾, Ph.D. Hryshchenko V.O.²⁾, Ph.D. Kalinichenko R.A.²⁾</p> <p>¹⁾ Vinnytsia National Agrarian University / Ukraine</p>	87
12.	<p>MODELING OF MECHANICAL AND TECHNOLOGICAL PROCESSES OF THE AGRICULTURAL INDUSTRY / МОДЕЛЮВАННЯ МЕХАНІЧНИХ ТА ТЕХНОЛОГІЧНИХ ПРОЦЕСІВ СІЛЬСЬКОГОСПОДАРСЬКОЇ ПРОМИСЛОВОСТІ</p> <p>Ph.D. Aliev E.B.¹⁾, Ph.D. Bandura V.M.²⁾, Ph.D. Pryshliak V.M.²⁾, Ph.D. Yaropud V.M.²⁾, Ph.D. Trukhanska O.O.²⁾</p> <p>¹⁾ Institute of Oilseed Crops of the NAAS / Ukraine, ²⁾ Vinnitsa National Agrarian University / Ukraine</p>	95
13.	<p>MODELLING OF THE HYDRO-MECHANICAL MIXER PARAMETERS / МОДЕЛЮВАННЯ ПАРАМЕТРІВ ГІДРОМЕХАНІЧНОЇ МІШАЛКИ</p> <p>Doctor of technical sciences Golub G.A.¹⁾, Doctor of technical sciences Kukharets S.M.²⁾, Ph.D. Eng. Chuba V.V.¹⁾, Ph.D. Eng. Pavlenko M.Y.¹⁾, Ph.D. Eng. Yarosh Y.D.²⁾</p> <p>¹⁾ National University of Life and Environmental Sciences of Ukraine / Ukraine, ²⁾ Zhytomyr National Agroecological University / Ukraine</p>	105
14.	<p>THE LONG-TERM ASSESSMENT OF MISCANTHUS × GIGANTHEUS CULTIVATION IN THE FOREST-STEPPE ZONE OF UKRAINE / БАГАТОРІЧНА ОЦІНКА ВИРОЩУВАННЯ MISCANTHUS × GIGANTHEUS У ЛІСОСТЕОВІЙ ЗОНІ УКРАЇНИ</p> <p>Dr. Ph.D. Biol.Sci.Kvak V.¹⁾, Assoc. Prof. Ph.D. Biol.Sci.Stefanovska T.²⁾, Prof. Ph.D. Biol.Sci. Pidlisnyuk V.³⁾, Ph.D. Stud. Alasmay Z.⁴⁾, Prof. Ph.D. Agri.Sci. Kharytonov M.⁵⁾</p> <p>¹⁾ Institute of Bioenergy Crops and Sugar Beets of the NAAS of Ukraine ; ²⁾ National University of Life and Environmental Sciences of Ukraine; ³⁾ Jan Evangelista Purkyně University in Ústí nad Labem; ⁴⁾ Kansas State University; ⁵⁾ Dnipro State Agrarian and Economic University</p>	113
15.	<p>OPTIMIZATION OF THE WORKING PERFORMANCE OF HALF-FEEDING PEANUT PICKING DEVICE BASED ON RESPONSE SURFACE METHODOLOGY / 基于响应曲面法的半喂入式花生摘果装置作业性能优化</p> <p>Prof. Ph.D. Hu Z.C.^{*1)}, Prof. Ph.D. LV X.L.²⁾, A.Prof. M.S. Peng B.L.¹⁾, A.Prof. M.S. Wu F.¹⁾, M.S. Yu Z.Y.¹⁾</p> <p>¹⁾ Nanjing Research Institute for Agricultural Mechanization Ministry of Agriculture, Nanjing/China ²⁾ Colleges of Machinery and Automotive Engineering, Chuzhou University Anhui / China</p>	121

		Pag.
16.	<p>RESEARCH ON THE PHOTOELECTRONIC SEPARATOR SEED SUPPLY BLOCK FOR OIL CROPS / ДОСЛІДЖЕННЯ БЛОКА П ОДАЧІ ФОТОЕЛЕКТРОННОГО СЕПАРАТОРА НАСІННЯ ОЛІЙНИХ КУЛЬТУР</p> <p>Prof. Ph.D. Eng. Shevchenko I.A, Ph.D. Eng. Aliev E.B. Institute of Oilseed Crops NAAS, Zaporizhzhia / Ukraine</p>	129
17.	<p>RESEARCH ON THE TURNING ABILITY OF A TWO- MACHINE AGGREGATE / ИССЛЕДОВАНИЕ РАЗВОРАЧИВАЕМОСТИ ПОСЕВНОГО ДВУХМАШИННОГО АГРЕГАТА</p> <p>Prof. Ph.D. Eng. Bulgakov V.¹⁾, Ph.D. Eng. Ivanovs S.²⁾, Prof. Ph.D. Eng. Nadykto V.³⁾, Ph.D. Eng. Kuvachov V.³⁾, Ph.D. Eng. Masalabov V.³⁾</p> <p>¹⁾National University of Life and Environmental Sciences of Ukraine / Ukraine, ²⁾Latvia University of Agriculture / Latvia; ³⁾Tavria State Agrotechnological University / Ukraine</p>	139
18.	<p>DEVELOPMENT OF SCIENTIFIC FOUNDATIONS OF INNOVATIVE TECHNOLOGIES FOR PRODUCTION OF BEST FIBERS FOR SPECIAL PURPOSES / РАЗРАБОТКА НАУЧНЫХ ОСНОВ ИННОВАЦИОННЫХ ТЕХНОЛОГИЙ ДЛЯ ПОЛУЧЕНИЯ ЛУБЯНЫХ ВОЛОКОН ЦЕЛЕВОГО НАЗНАЧЕНИЯ</p> <p>Ph.D. Researcher Kruglyj D.,¹⁾ Ph.D. doctoral student Boyko G.,²⁾ Prof. Ph.D. Eng. Klevtsov K.²⁾,</p> <p>¹⁾Kherson National Technical University, Department of Scientific Research, Kherson / Ukraine; ²⁾Kherson National Technical University, Faculty of Integrated Technologies & Commodity Science / Ukraine</p>	147
19.	<p>DEVELOPMENT OF A PNEUMATIC SCREW CONVEYER DESIGN AND SUBSTANTIATION OF ITS PARAMETERS / РОЗРОБКА КОНСТРУКЦІЇ ПНЕВМО-ШНЕКОВОГО ТРАНСПОРТЕРА ТА ОБГРУНТУВАННЯ ЙОГО ПАРАМЕТРІВ</p> <p>Prof. Ph.D. Eng. Hevko R.B.¹⁾, Prof. Ph.D. Eng. Strishenets O.M.²⁾, Prof. Ph.D. Eng. Lyashuk O.L.³⁾, Assoc. Prof.Ph.D.Eng. Tkachenko I.G.³⁾, Assoc. Ph.D. Eng. Klendii O.M.⁴⁾, Assoc. Prof. Ph.D. Eng. Dzyura V.O.³⁾,</p> <p>¹⁾Ternopil National Economical University / Ukraine; ²⁾Lesya Ukrainka Eastern European National University / Ukraine; ³⁾Ternopil Ivan Puluj National Technical University / Ukraine; ⁴⁾Separated Subdivision of National University of Life and Environmental Sciences of Ukraine Berezhany Agrotechnical Institute / Ukraine</p>	153
20.	<p>JUSTIFICATION OF THE CULTIVATOR SWEEP AND STRENGTHENING ELEMENTS ON THE WORKING SURFACE / ОБГРУНТУВАННЯ ПАРАМЕТРІВ КУЛЬТИВАТОРНОЇ ЛАПИ ТА ЕЛЕМЕНТІВ ЗМІЦНЕННЯ ЇЇ НА РОБОЧІЙ ПОВЕРХНІ</p> <p>Prof. Ph.D. Eng. Kobets A.S., Lect. Ph.D. Eng., Pugach A.M., Prof. Ph.D. Agri.Sci. Kharytonov M.M. Dnipro State Agrarian and Economics University, Faculty of Agrarian Engineering / Ukraine</p>	161

RESEARCH ON THE PHOTOELECTRONIC SEPARATOR SEED SUPPLY BLOCK FOR OIL CROPS

/

ДОСЛІДЖЕННЯ БЛОКА ПОДАЧІ ФОТОЕЛЕКТРОННОГО СЕПАРАТОРА НАСІННЯ ОЛІЙНИХ КУЛЬТУР

Prof. Ph.D. Eng. Shevchenko I.A, Ph.D. Eng. Aliev E.B.

Institute of Oilseed Crops NAAS, Zaporizhzhia / Ukraine

E-mail: aliev@meta.ua

Keywords: seed, photo separator, research, modeling, supply

ABSTRACT

The results of numerical simulation and experimental research on the seed transfer process under the influence of the working part of the photoelectronic separator seed supply unit are presented. There has been developed physics and mathematical model, which links the productivity of the seed supply unit of the photoelectronic separator, its power consumption and the average time interval between falling seeds from the seeds supply, the frequency of vibroplate oscillations and the rotational speed of the barrel. During research, there has been solved a compromise problem of maximization of the average time interval between falling seeds and the minimization of the power consumed by the seed supply unit, with the maximum value of its productivity, which is comparable to the value of the seed supply.

РЕЗЮМЕ

Представлені результати чисельного моделювання і експериментальних досліджень процесу переміщення насіння під дією робочого органу блока подачі насіння фотоелектронного сепаратора. Наведено розроблену фізико-математичну модель, яка зв'язала продуктивність блоку подачі насіння фотоелектронного сепаратора, його споживаєму потужність і середній інтервал часу між падаючим насінням від подачі насіння, частоти коливань вібрототка і частоти обертання барабана. В процесі досліджень була вирішена компромісна задача, а саме максимізація середнього інтервалу часу між падаючим насінням і мінімізація потужності, що споживається блоком подачі насіння, при максимальному значенні його продуктивності, яка порівняна із значенням подачі насіння.

INTRODUCTION

The unsatisfactory quality of the seeds leads to a significant decline in agricultural productivity and a high over expense of seed material (Aliev E. B., 2016). According to the current standards, oilseed crops varietal and crop yields are determined mainly by their varietal purity, which should be for the elite seed (elite, superelite) – 99.6 - 99.9% depending on the crop.

One of the ways to increase the efficiency of the seed material separation in the seed treatment plant is to fractionate it (Shaforostov V.D., Priropov I.E. 2015) by using a photoelectronic separator (Priropov I.E., 2015) at the final stage of its treatment. Despite the increasing usage of photoelectronic separators in the control and sorting of seed material, their application continues to be rather narrow. In the theses (Clien S., Chiang Y.P., Pomeranz Y., 1994; Thomson W.H., Pomerang Y., 1991; Shazzo A. Y., Usatkov S.V., 2012; Tischenko A. I., 2000) the great prospects of photoelectronic separation in grain-processing industries are described. It is possible to predict the distribution of photoelectronic separation by colour in seed and breeding with a high degree of probability.

However, even in the framework of finished agricultural products processing, the potential of photoelectronic separators is still not fully used up. This is primarily due to the lack of available technical tools and mathematical models and algorithms that are suitable for their operation.

Therefore, in order to solve the problem of oil material separation from oilseed crops, development of a photoelectronic separator design, theoretical and experimental research of its operational process and the substantiation of its rational structural and technological parameters are envisaged.

MATERIALS AND METHODS

The developed photoelectric separator consists of three blocks: a seed supply unit, a seed recognition unit and a seed flow separation unit. The seed feeder of the photoelectric separator (Fig. 1) consists of a bunker 1, a barrel 2 with radially positioned blades 3 and a vibroplate 4 with longitudinal channels 5. The seeds enter the bunker 1 under gravity. Next, the barrel 2 with radially positioned blades 3, executing rotational motion captures the seeds from the bunker 2 and transfers to the vibroplate 4. The vibratoroll 5, while being located angled to the horizon line, performs a periodic transverse movement from one side to another, forcing the seeds to move along longitudinal channels 5. After this the seeds leave the vibratoroll 5 and fall into the next block of the photoelectric separator.

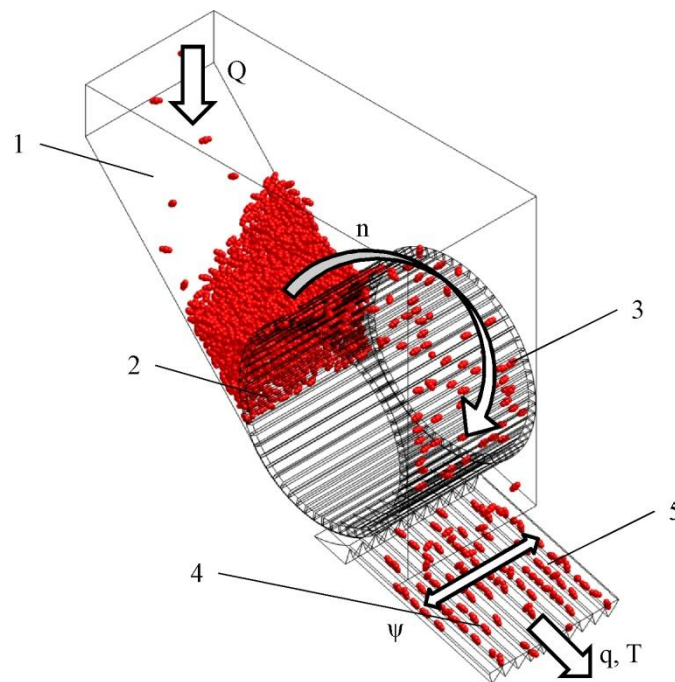


Fig. 1 - Structural and technological scheme of the photoelectric separator seed supply unit

1 – bunker; 2 – barrel; 3 – blades; 4 – vibroplate; 5 – longitudinal channels

The study of the seed supply unit operational process has been conducted in two stages.

The first step for determining the rational regime parameters of the working part of the photoelectric separator seed supply unit is the realization of corresponding physical models in the software package STAR-CCM+. The following physical models were selected for numerical simulation: k- ϵ model of the separated flow turbulence, gravity field, Van der Waals real gas model, model of discrete elements, and model of multiphase interaction. The method of discrete elements is based on the laws of the impulse conservation and impulse momentum for LaGrange models of multiphase environment (Shevchenko I.A., Aliyev E. B., Doruda S.O., 2013; Boyko V.B., Aliyev E. B., 2015; Aliyev EB, Labatyuk Y.M., 2017). However, for the construction of a physics and mathematical model, it must be assumed that the seeds are presented in the form of identical ellipsoids with a defined density and effective diameter. The following physical and mechanical properties of seeds have been determined: Poisson's ratio – 0.5 Young's modulus – 0.2 MPa; density – 800 kg/m³; effective diameter – 0.008 m; coefficient of friction in quiescence – 0.8; normal recovery factor – 0.5; tangential recovery factor – 0.5; coefficient of rolling resistance – 0.3. Properties of the environment have been determined as follows: environment - air; dynamic viscosity – 1.85508 · 10⁻⁵ Pa·s; the Prandtl turbulent numeric is 0.9; free fall acceleration – 9.8 m/s²; temperature – 293 K; pressure – 101325 Pa. The size of the grid cell modeling has been set as 0.001 m. To simplify the mathematical and time operations, the following structural and technological parameters of the seed supply unit have been determined: the fluctuation amplitude of the vibroplate $A = 0.008$ m (corresponding to the size of the vibroplate channel); external barrel radius $r_0 = 0.07$ m; number of blades $N = 38$; the length of the blade is $l = 0.01$ m. It should be noted that the vibratoroll consists of 10 identical longitudinal channels, which are used to transfer seeds. Exposure duration was 100 s.

The second stage has been the conduct of experimental research on the plant, consisting of an experimental sample of the seed supply unit, a laboratory power supply unit with the voltage change option and control equipment (photo-converters connected to an analog-to-digital converter). The design and technological scheme and the general view of the experimental sample of the photoelectronic separator seed supply unit are shown in Fig. 2. The calibrated valve has been used to limit the input performance and to provide a certain level of seeds supply. The frequency and amplitude of the vibroplate vibration has been provided by changing the voltage of the laboratory power unit connected to the wind turbine. The schematic diagram of photoconductors connected to an analog-to-digital converter is shown in Fig. 3. It should be noted that the vibroplate consists of 20 identical longitudinal channels, on which the seeds movement occurs. The control and measuring apparatus works as follows. Falling seed from the longitudinal channel enters between the emitter and the photodetector receiver. As a result, a signal goes to an analog-to-digital converter, which converts the signal to a digital one and displays in a personal computer. There is a measurement of time between falling seeds. In the experimental research course of the experimental sample of the photoelectronic separator seed supply unit, the flax seeds of the Vodogray oilseed grade have been calibrated to a size of 2.5 mm. One experiment has been conducted by passing through a pilot sample of a feed unit of 10 kg of seed.

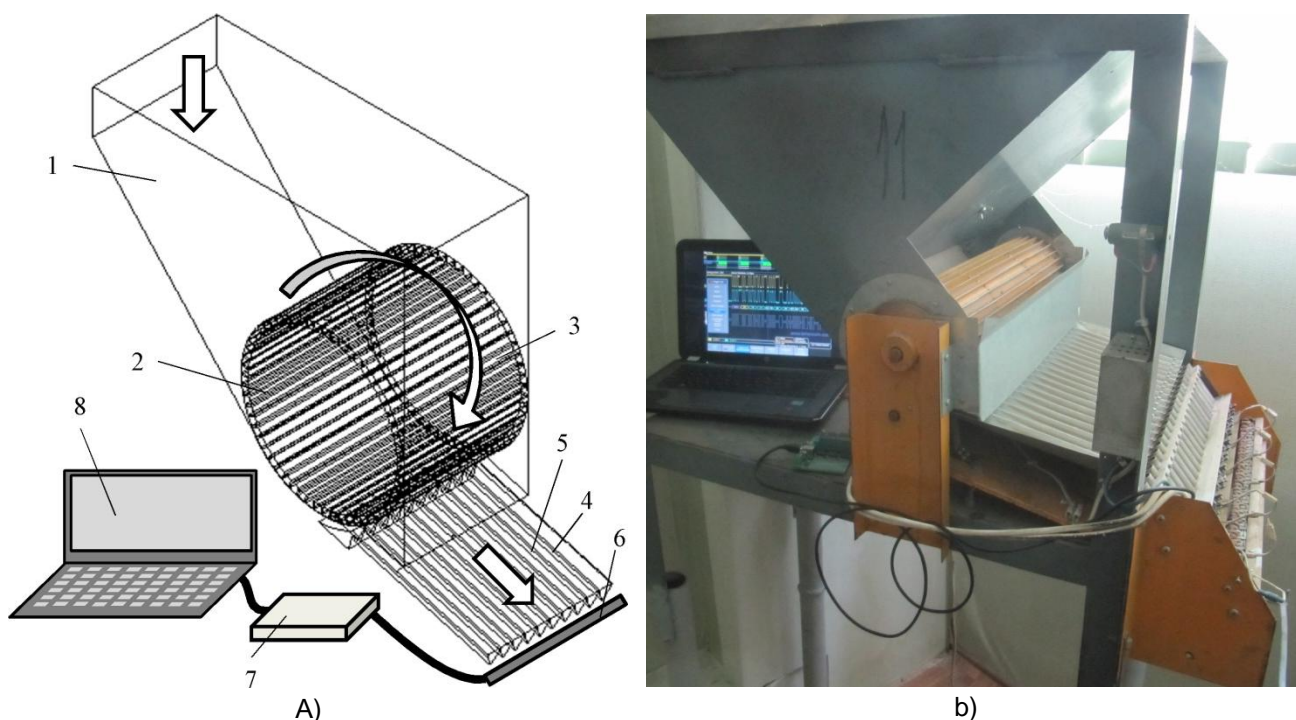


Fig. 2 - Structural-technological scheme (a) and general view (b) of the pilot sample of the photoelectronic separator seed supply unit

1 – bunker; 2 – barrel; 3 – blades; 4 – vibroplate; 5 – longitudinal channels; 6 – photoconductors;
7 – analog-to-digital converter; 8 – personal computer

The variation intervals and levels of factors in theoretical and experimental studies are given in Table 1.

The following optimization criteria have been determined:

- seeds delivery part productivity – q , kg/hr;
- power consumption – P , kW;
- the average time interval between falling seeds is t , s.

The productivity of the seed supply unit q has been determined by measuring the mass of the seed M passing through it and the corresponding time τ . The calculation has been made by the formula:

$$q = \frac{M}{t}. \quad (1)$$

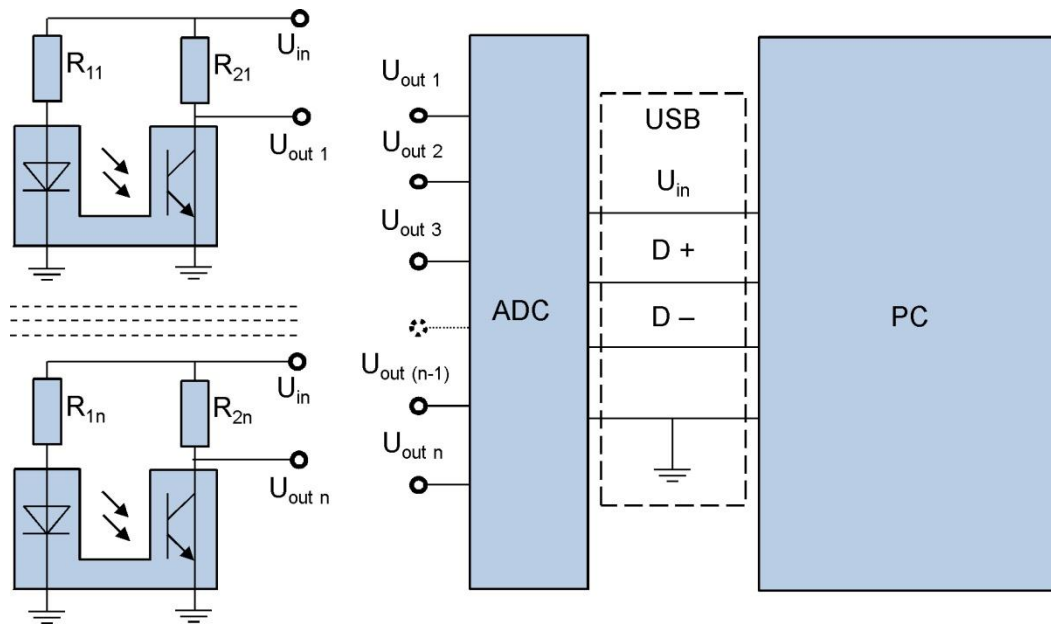


Fig. 3 - Principal electrical circuit of photoconductors
 ADC – analog-to-digital converter; PC – personal computer

Table 1

Variation levels and intervals of factors when conducting researches on the operation process of the photoelectronic separator seed supply unit

Factors variation level	Factors		
	Seed supply Q, kg/hr	Vibroplate oscillations frequency ψ , s ⁻¹	Barrel rotation frequency n, rpm
Upper level (+)	15	10	15
Basic level (0)	9	7.5	10
Lower level (-)	3	5	5
Factors variation interval	6	2.5	5

In experimental studies, the power consumed by the seed supply unit has been measured using an authorized electric meter and calculated using the formula:

$$P = \frac{\Delta E}{\tau}, \tag{2}$$

where: ΔE – meter results, W·hr;
 τ – time of experiment conduction, hr.

The average time interval between falling seeds has been determined in experimental studies using photoconductors connected through an analog-to-digital converter to a personal computer and calculated by the formula:

$$t = \frac{1}{N} \sum_{i=1}^N t_i, \tag{3}$$

where: N – seeds count;
 t_i – the time interval between two falling seeds, s, c.

The first stage, namely numerical simulation, has been conducted on a complete factorial study with a total number of experiments – $3^3 = 27$.

The second stage was conducted in a D-optimal second-order Box-Benkin plan for three factors (15 experiments) in a three-time repetition.

The research results processing have been carried out by the method of mathematical factor planning of experiments, using the computer program Mathematica.

The mathematical model is determined by one optimization criterion.

RESULTS

According to the first stage, as a result of numerical simulation, a visualization of the technological process of moving seeds under the influence of the working part of the photoelectric separator seed supply unit has been obtained (Fig. 4).

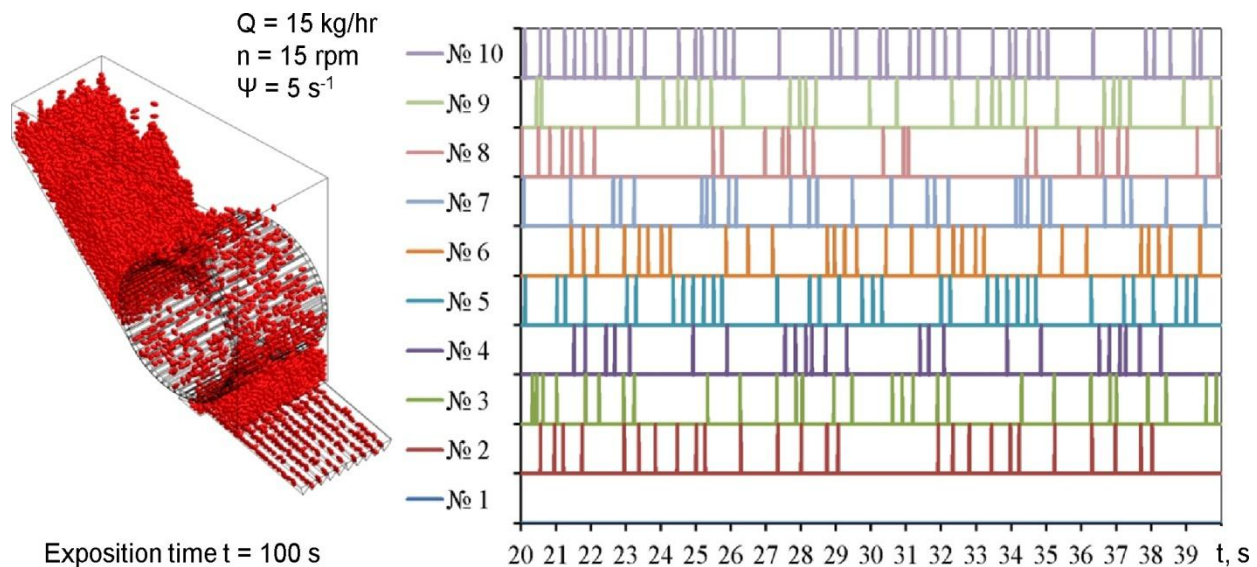


Fig. 4 - Distribution of seedling time intervals from the vibroplate of the photoelectric separator seed supply unit

The approximation of the obtained data has been made using the software package Mathematica. It resulted into the equation of dependence of the seed supply block efficiency of the photoelectric separator q from the above-mentioned factors in the encoded form:

$$q = 4.46961 + 1.50378 x_1 - 1.37183 x_1^2 + 1.94412 x_2 + 1.06579 x_1 x_2 + 0.634078 x_2^2 + 0.150011 x_3 - 0.160614 x_1 x_3 + 0.171217 x_2 x_3 - 0.147393 x_3^2 \quad (4)$$

The calculated coefficients of the correlation coefficient ($R = 0.96$) and Student's criterion $t_{0.05}(27) = 2.05$ are significant at the confidence level of more than 95 %, with coefficients for the following terms of the equation: $x_1, x_2, x_1 x_2, x_1^2, x_2^2$.

In a decoded form, the model (4) after the contraction has the form:

$$q = 3.79771 + 0.403651 Q - 0.0381064 Q^2 - 1.38361 \psi + 0.0710524 Q \psi + 0.101452 \psi^2 \quad (5)$$

Analyzing equation (5), we can conclude that with the increase of the vibroplate oscillations frequency ψ , the productivity of the seed supply unit of the photoelectric separator q increases. In turn, the rotational speed of the barrel practically does not affect the specified criterion. And for the supply of seeds Q there is an optimal value of $Q = 14.4$ kg/hr, in which the maximum value of the seed supply block of the photoelectric separator is observed.

Also, the equation for the time interval between the incident seed t and the factors of research is established:

$$t = 0.058287 - 0.0167361 x_1 + 0.0253472 x_1^2 - 0.0436111 x_2 + 0.00802083 x_1 x_2 + 0.0138889 x_2^2 + 0.00375 x_3 + 0.00239583 x_1 x_3 - 0.00364583 x_2 x_3 - 0.00194444 x_3^2 \quad (6)$$

According to the calculated values of the correlation coefficients ($R = 0.95$) and Student's criterion $t_{0.05}(27) = 2.05$, the coefficients at the level of confidence probability greater than 95% are coefficients for the following terms of the equation: $x_1, x_2, x_3, x_1 x_2, x_1^2, x_2^2$.

In a sketched form, the model (6) after the contraction has the form:

$$t = 0.42485 + 0.00075 n - 0.0194734 Q + 0.00070409 Q^2 - 0.0555903 \psi + 0.000534722 Q \psi + 0.00222222 \psi. \quad (7)$$

From equation (7) it is evident that at low values of the oscillation frequencies of the vibroplate ψ , the rotational speed of the barrel n and the optimum seed supply $Q = 10.31$ kg/hr, there is a minimum of the average time interval between the falling seeds t .

The analysis of the presented dependencies proves the necessity of solving a compromise problem, which is as follows: to ensure the efficient operation of the photoelectronic separator's seed supply unit, it is necessary to provide its productivity q at maximal and equal to the seed supply Q level, with the average time interval between falling seed t being maximum:

$$\begin{cases} q(Q, \psi, n) = Q, \\ t(Q, \psi, n) \rightarrow \max, \\ Q \rightarrow \max. \end{cases} \quad (8)$$

or

$$\begin{cases} q(Q, \psi, n) = Q, \\ Q \times t(Q, \psi, n) \rightarrow \max. \end{cases} \quad (9)$$

Using the software package Mathematica the system of equations (9) solution is

$$\begin{cases} Q = q = 4,7 \text{ kg/hr}, \\ \psi = 10 \text{ s}^{-1}, \\ n = 12 \text{ rpm}, \\ t = 0,047 \text{ s}. \end{cases} \quad (10)$$

The second stage, namely, the experimental research of the operation process of the photoelectronic separator seed supply unit has been carried out using the method of multifactorial experiment mathematical planning, which allows determining mathematical models of processes in the form of regression equations. The obtained mathematical model of the investigated factors influence on the average time interval between the falling seeds has the following form:

$$\begin{aligned} t = & 0.07462 - 0.0171528 x_1 + 0.0253056 x_1^2 - 0.0436112 x_2 + \\ & + 0.0084375 x_1 x_2 + 0.0121805 x_2^2 + 0.00350001 x_3 + \\ & + 0.00197917 x_1 x_3 - 0.00239584 x_2 x_3 - 0.00115278 x_3^2 \end{aligned} \quad (10)$$

For this equation, the 95% dispersion probability level is homogeneous, the value of the Cochran criterion $G = 0.1354 < G_{0.05}(2, 15) = 0.3346$.

Dispersion of the adequacy of the mathematical model $S_{ad}^2 = 3.76 \cdot 10^{-6}$; dispersion of experimental error $S_y^2 = 1.77 \cdot 10^{-6}$; Fisher's criterion $F = 2.12 < F_{0.05}(5, 30) = 2.53$; the model is adequate at any level of confidence probability.

According to calculated values of correlation coefficients and Student's criterion $t_{0.05}(30) = 2.04$ significant at the level of confidence probability greater than 95% are all coefficients. In a sketched form, the model (10) has the form:

$$\begin{aligned} t = & 0.415665 - 0.0000461111 n^2 + 0.000702933 Q^2 + 0.00246598 n + \\ & + 0.0000659722 Q n - 0.000191667 \psi n - 0.0203901 Q + \\ & + 0.0005625 \psi Q - 0.0498236 \psi + 0.00194889 \psi^2. \end{aligned} \quad (12)$$

By analyzing equation (12), it can be stated that all of the above factors are influenced by the average time interval between falling seeds. At the same time, with the increment of the vibroplate fluctuations frequency and the barrel frequency of rotation, the average time interval increases as well. Also, with an increased supply of seeds, the average time interval decreases.

The obtained mathematical model of the investigated factors influence on the productivity of the seed supply unit has the following form:

$$\begin{aligned} q = & 7.58444 + 2.95042 x_1 - 2.87556 x_1^2 + 3.8375 x_2 + 2.49917 x_1 x_2 + \\ & + 1.55361 x_2^2 + 0.157083 x_3 - 0.27 x_1 x_3 + 0.309167 x_2 x_3 - 0.425556 x_3^2 \end{aligned} \quad (13)$$

For this equation, the 95% dispersion probability level is homogeneous, the value of the Cochran criterion $G = 0.1296 < G_{0.05}(2, 15) = 0.3346$.

Dispersion of the adequacy of the mathematical model $S_{ad}^2 = 0.2326$; variance of experimental error $S_y^2 = 0.1170$; Fisher's value $F = 1.98 < F_{0.05}(6, 30) = 2.42$; the model is adequate at any level of confidence probability.

According to the calculated values of the correlation coefficients and Student's criterion $t_{0.05}(30) = 2.04$ significant coefficients at the confidence level greater than 95% are all coefficients. In a sketched form, the model (13) has the form:

$$q = 9.74785 - 0.0170222 n^2 - 0.0798765 Q^2 + 0.235944 n - 0.009 Q n + 0.0247333 \psi n + 0.769931 Q + 0.166611 \psi Q - 3.9405 \psi + 0.248578 \psi^2 \quad (14)$$

Analyzing equation (14), it can be argued that the productivity of the seed supply block is influenced by all the above-mentioned factors. At the same time, with the increase in the frequency of the vibroplate oscillation and the supply of seeds, the productivity of the supply block increases. For the barrel rotation frequency $n = 10.3$ rpm, the optimum is observed.

The obtained mathematical model of the investigated factors influence on the power consumed by the seed supply unit has the following form:

$$P = 222.667 + 48.625 x_1 + 0.625 x_1^2 + 17.5 x_2 - 4.0 x_1 x_2 - 2.29167 x_2^2 + 40.2083 x_3 + 0.0833333 x_1 x_3 - 7.66667 x_2 x_3 + 6.79167 x_3^2 \quad (15)$$

For this equation, the 95% confidence level of the dispersion is homogeneous, the value of the Cochran criterion $G = 0.1977 < G_{0.05}(2, 15) = 0.3346$.

Dispersion of the adequacy of the mathematical model $S_{ad}^2 = 169.24$; variance of experiment error $S_y^2 = 80.33$; Fisher's criterion $F = 2.11 < F_{0.05}(9, 30) = 2.21$; the model is adequate at any level of confidence probability.

According to the calculated values of the correlation coefficients and Student's criterion $t_{0.05}(30) = 2.04$, the coefficients at the confidence level greater than 95% are the coefficients for the following variables: $x_1, x_2, x_3, x_2 x_3, x_3^2$. In a sketched form, the model (15) has the form:

$$P = -2.02083 + 0.271667 n^2 + 8.10417 Q + 7.20833 n - 0.613333 \psi n + 13.1333 \psi. \quad (16)$$

The graphical interpretation of the obtained dependence (16) is presented in Fig. 5.

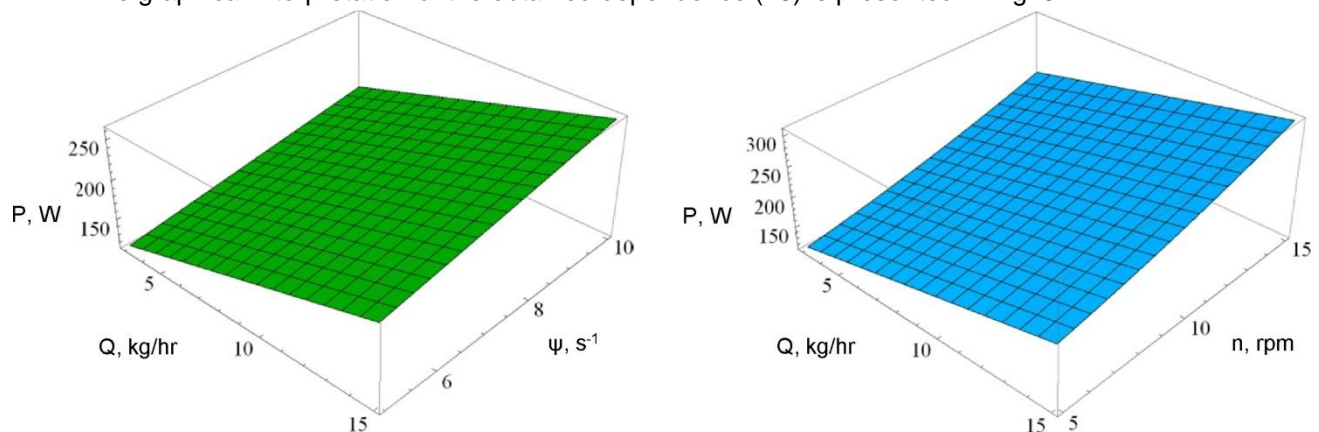


Fig. 5 - The dependence of the power P, consumed by the seed supply unit, on the seed supply Q, the vibroplate frequency oscillation ψ and the barrel rotational speed n

Analyzing equation (16), it can be stated that the power consumed by the seed supply unit is influenced by all the above-mentioned factors. At the same time with their increase, also increases power.

The task of solving a compromise problem was to maximize the average time interval between falling seeds and minimize the power consumed by the seed supply unit, with the maximum value of its productivity, which is comparable to the value of the seed supply, that is:

$$\begin{cases} t(Q, \psi, n) \rightarrow \max, \\ P(Q, \psi, n) \rightarrow \min \\ q(Q, \psi, n) = Q \rightarrow \max. \end{cases} \quad (17)$$

Convert the system of equations (17) to the form:

$$\begin{cases} \frac{q(Q, \psi, n) \times t(Q, \psi, n)}{P(Q, \psi, n)} \rightarrow \max, \\ q(Q, \psi, n) = Q. \end{cases} \quad (18)$$

The solution of the problem (18) using Mathematica software package has resulted in the optimal parameters and operating modes of the photoelectronic separator seed supply unit:

$$\begin{cases} Q = q = 15 \text{ kg/hr}, \\ \psi = 9,9 \text{ s}^{-1}, \\ n = 6,6 \text{ rpm}, \\ t = 0,058 \text{ s}, \\ P = 269 \text{ W}. \end{cases} \quad (19)$$

The comparison of theoretical and experimental data for the productivity functions of the seed supply unit (5) and (14) in the studied range of variation is presented in Fig. 6. Due to the fact that in theoretical research the seed supply block has 10 channels, and in the experimental - 20, the productivity will differ by 2 times, obviously. Statistical analysis has shown that the correlation coefficient between theoretical and experimental data with variation of the factors values is 0.92.

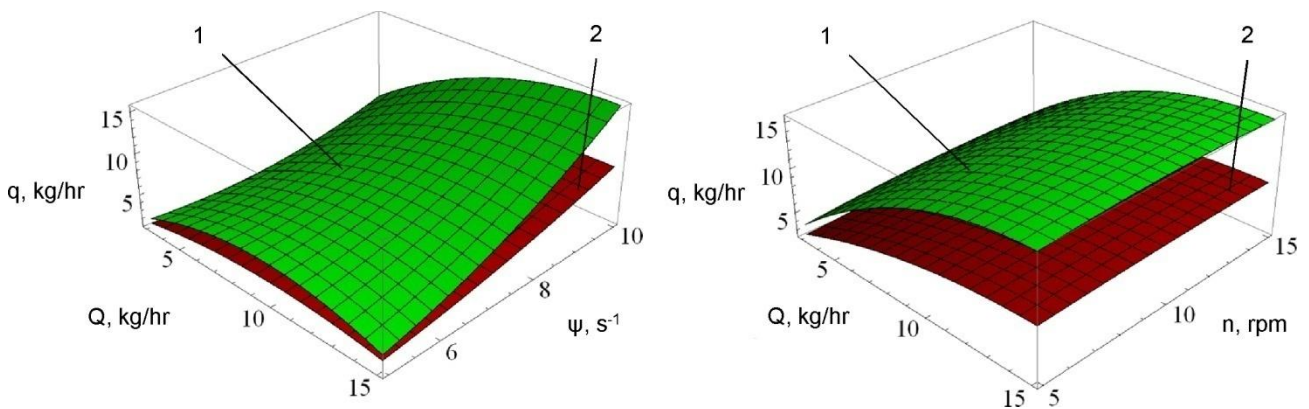


Fig. 6 - Comparison of the experimental (1) and theoretical (2) dependencies of the seed supply unit q

The comparison of theoretical and experimental data for functions of the average time interval between falling seeds (7) and (12) in the studied range of variation is presented in Fig. 7. Statistical analysis showed that the correlation coefficient between the theoretical and experimental data with variation of the factors values is 0.94.

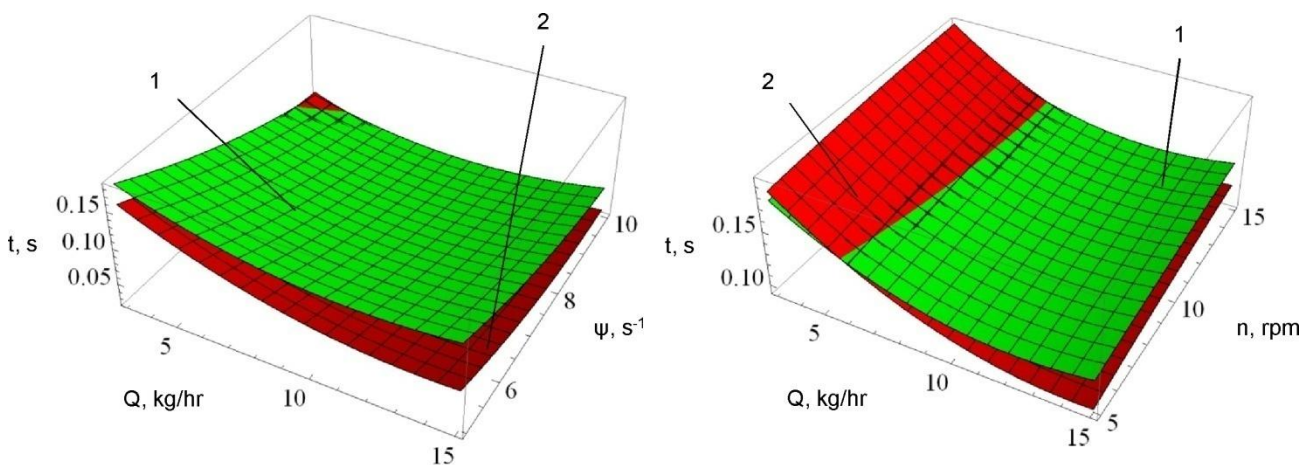


Fig. 7 - Comparison of the experimental (1) and theoretical (2) dependencies of the average time interval between falling seeds t

Due to the fact that in experimental studies the optimal parameters have been determined on the basis of a more extended compromise problem (the function of power dependence was introduced), the actual rational structural and technological parameters of the seed supply unit are taken into account (19).

CONCLUSIONS

As a result of numerical simulation of the seed transfer process under the influence of the working part of the photoelectric separator seed supply unit, a physics and mathematical model that links the productivity of the photoelectric separator seed supply unit q and the average time interval between the falling seeds t from the seed supply Q , the vibroplate oscillation frequency ψ and barrel rotation frequency n has been developed. As a result of solving a compromise problem, which is to ensure the efficient operation of the photoelectric separator seed supply unit, it is necessary for its q efficiency to be maximal and equal to the seed supply Q value, with the average time interval between falling seeds t being the maximum, the rational parameters of the supply unit seeds: $Q = q = 4.7 \text{ kg/hr}$, $\psi = 10 \text{ s}^{-1}$, $n = 12 \text{ rpm}$, $t = 0.047 \text{ s}$.

As a result of experimental studies of the photoelectric separator seed supply unit, the physics and mathematical model, that links the productivity of the photoelectric separator seed supply unit q , its power consumption P , and the average time interval between falling seeds t from the seed Q supply, the vibroplate oscillation frequency ψ and barrel rotation frequency n , has been developed. During research, the following compromise problem has been solved: the maximization of the average time interval between falling seeds t and the minimization of the power P consumed by the seed supply unit at the maximum value of its productivity q , which is comparable to the value of the seed Q . Due to the optimal parameters being determined on the basis of a more extended compromise problem (the function of power dependence has been introduced) in experimental research, the actual rational structural and technological parameters of the seed supply unit are: $Q = q = 15 \text{ kg/hr}$, $\psi = 9.9 \text{ s}^{-1}$, $n = 6.6 \text{ rpm}$, $t = 0.058 \text{ s}$.

REFERENCES

- [1] Aliev E.B., (2016), Technical and technological support of purification and separation processes of oil crops seeds (Техніко-технологічне забезпечення процесів очищення та розділення насіннєвого матеріалу олійних культур). *Records of the Ukrainian Scientific and Practical Conference of Young Scientists and Specialists from May 25-26, 2016 The role of scientific research in providing the processes of the Ukrainian agrarian production innovative development / NAAS, GA ISC NAAS*, pp. 4-5. Vinnytsya/Ukraine;
- [2] Shaforostov V.D., Priporov I.E. (2015), Quality indicators of the photoelectric separator operations on fractional technology for the sunflower seeds separation (Качественные показатели работы фотосепаратора по фракционной технологии при разделении семян подсолнечника). *International Research Journal (Международный научно-исследовательский журнал)*. № 1-3 (32). pp. 23-25. Yekaterinburg / Russia;
- [3] Priporov I.E., (2015), Sorting of sunflower seeds on a photoelectric separator (Сортирование семян подсолнечника на фотосепараторе). *Rural mechanic (Сельский механизатор)*. № 3. pp. 12-13. Moscow/Russia;
- [4] Clieen C., Chiang Y.P., Pomeranz Y., (1989), Image analysis and characterization of cereal grains with a laser range finder and camera contour extractor. *Cereal Ciem*. № 6. pp. 466–470. Minnesota/USA;
- [5] Thomson W.H., Pomerang Y., (1991), Classification of wheal kernels using three-dimensional image analysis. *Cereal Chem*. № 34. pp. 357–361. Minnesota/USA;
- [6] Shazzo A.Y., Usatkov S.V., (2012) Effectiveness of detecting hidden infectivity of grains from images in the infrared spectrum (Ефективність розпізнавання прихованої зараженості зернівок із зображень в інфрачервоному спектрі). OSU periodical. *Food Technology (Вісник ОНУ. Харчова технологія)*. №4. pp.105–108. Odessa / Ukraine;
- [7] Tishchenko A.I. (2000), Improvement of the bulk grain products quality on the basis of the multicriteria photoelectric separators development and application (Повышение качества сыпучих зерновых продуктов на основе разработки и применения многокритериальных фотозлектронных сепараторов). PhD Thesis. 304 p. Barnaul / Russia;
- [8] Aliev E.B., Labatyuk Y.M., (2017), Numerical modeling of mechanical and technological processes of agro-industrial production (Чисельне моделювання механіко-технологічних процесів агропромислового виробництва). *Modern problems of technical systems and technologies improvement in animal husbandry: Periodical of the Kharkov National Technical University of*

Agriculture named after Petr Vasilenko (Сучасні проблеми вдосконалення технічних систем і технологій у тваринництві: Вісник Харківського Національного технічного університету сільського господарства імені Петра Василенка). № 180. pp. 67-71. Kharkiv / Ukraine;

- [9] Boyko V.B., Aliev E.B., (2015), Theoretical studies of fluid motion in the capacity of a hydro-pneumatic seeding machine (Теоретичні дослідження руху рідини в ємності гідропневматичного висівного апарата). *Engineering of nature use (Інженерія природокористування)*. №2(4). pp. 78-84. Kharkiv / Ukraine;
- [10] Shevchenko I.A., Aliev E. B., Doruda S.O., (2013), Simulation of the feed mixes flow mixing process using the discrete elements method (Моделювання процесу потокового змішування кормосумішей з використанням методу дискретних елементів). *Mechanization and electrification of agriculture (Механізація та електрифікація сільського господарства)*. № 97. Vol. 1. pp. 536-544. Glevakha / Ukraine.